

# South Carolina

## Families Served Through Evidence-Based Home Visiting in 2017

Models implemented in South Carolina included Early Head Start Home-Based Option, Family Check-Up, Healthy Families America, Nurse-Family Partnership, and Parents as Teachers. Statewide, 66 local agencies operated at least one of these models.



**58,613**

home visits provided



**3,797**

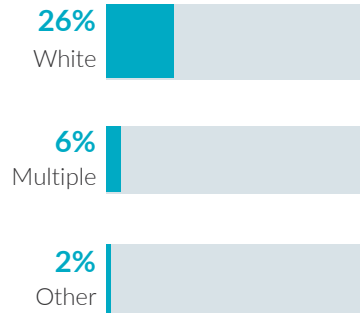
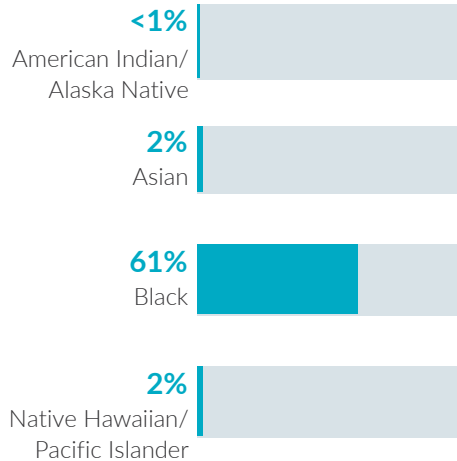
families served



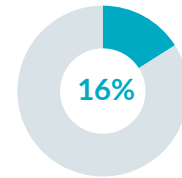
**4,495**

children served

### Race

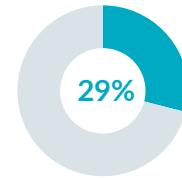


### Ethnicity



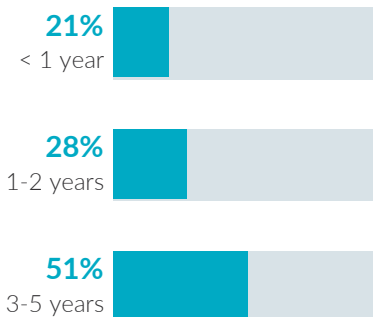
Hispanic or Latino

### Caregiver education

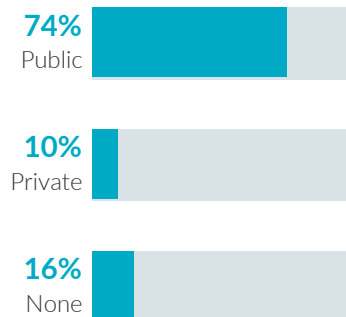


No high school diploma

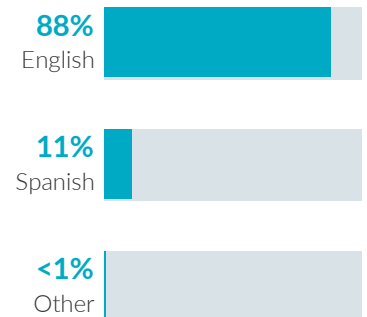
### Child age



### Child insurance status



### Primary language



# South Carolina

## Potential Beneficiaries in 2017

In South Carolina, there were 263,300 pregnant women and families with children under 6 years old not yet in kindergarten who could benefit from home visiting. These families included 337,100 children.

**337,100**  
**children**

could benefit from  
home visiting

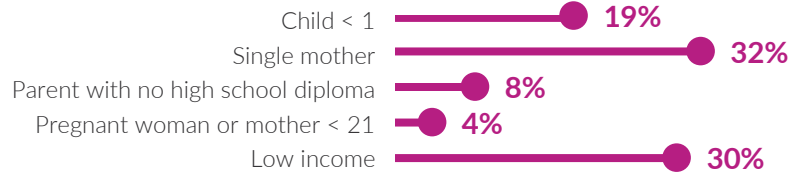
### Of the 337,100 children who could benefit—

| Infants<br>< 1 year         | Toddlers<br>1-2 years        | Preschoolers<br>3-5 years    |
|-----------------------------|------------------------------|------------------------------|
| <b>54,100</b><br><b>16%</b> | <b>114,900</b><br><b>34%</b> | <b>168,000</b><br><b>50%</b> |

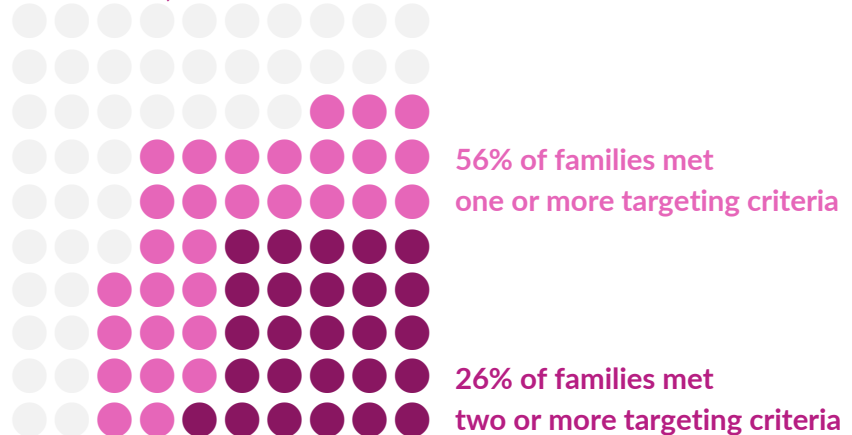
**263,300**  
**families**

could benefit from  
home visiting

Many home visiting services are geared toward particular subpopulations. The NHVRC estimated the percentage of families who could benefit in South Carolina who met the following targeting criteria:



### Of the 263,300 families who could benefit—



Notes • Percentages may not add up to 100 due to rounding. • Public insurance includes Medicaid, CHIP, and TRICARE. • Low income is defined as family income below the federal poverty threshold. • Single mothers include single, never married mothers or pregnant women. • EHS programs in SC include a combination of center-based and home-based services. EHS data are not included because home-based service data cannot be isolated from statewide data. • FCU data are not available for SC. • HFA reports primary language of caregivers. • NFP includes MIECHV and non-MIECHV data for children served, families served, and home visits. All other data reflect participants receiving NFP services through MIECHV funding only. • PAT reports race and ethnicity of children. PAT primary language data are not included.

The NHVRC is led by James Bell Associates in partnership with the Urban Institute. Support is provided by the Heising-Simons Foundation and the Robert Wood Johnson Foundation. The views expressed here do not necessarily reflect the views of the foundations. For details about the methodology, see the *2018 Home Visiting Yearbook*.



National Home Visiting  
**Resource Center**  
www.nhvrc.org